ONLINE LESSON SUMMARY

APRIL 23, 2020

CHROME WORKS e-Learning Lab

QUIZ SHOW MAKER

This quiz show project sounded like a simple idea at the time, but it grew into a mammoth project that's pretty much impossible to teach. I'm sharing it here with most of the code stripped from the instructions -- you'll find the missing code in the starter file for this project.

The most important reason I'm sharing this file today is because it's a FANTASTIC classroom resource that students will be able to customize to create their own quizzes with new graphics, sounds and questions on any topic.

CAT

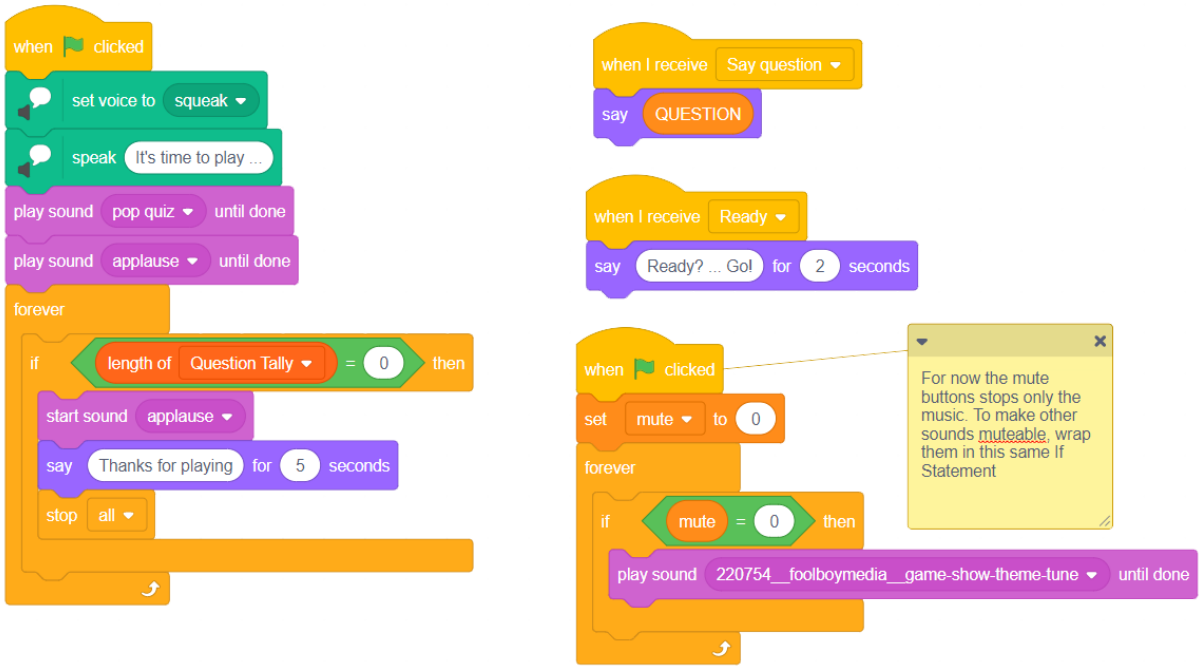

MUTE BUTTON

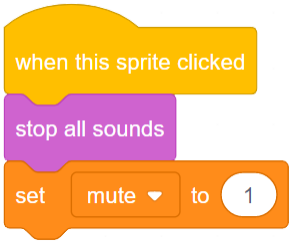

ORANGE BARS

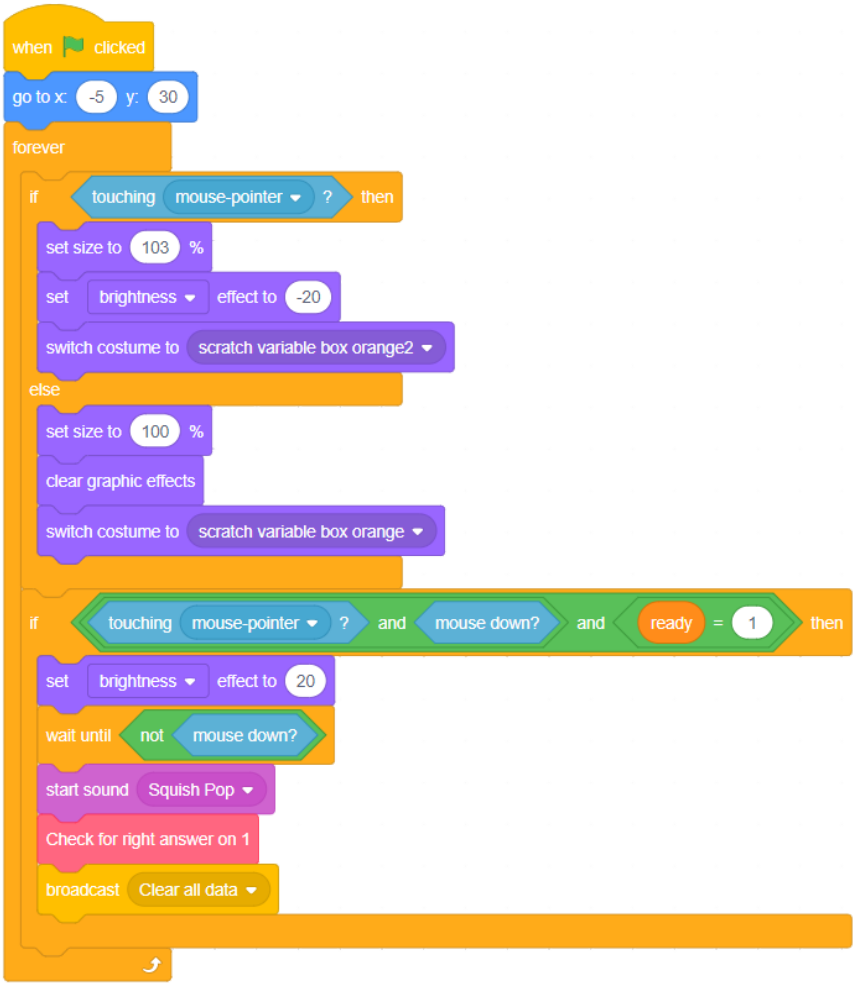
when clicked
go to x: -5 y: 30
forever
if touching mouse-pointer ? then
set size to 103 %
set brightness effect to -20
switch costume to scratch variable box orange2
else
set size to 100 %
clear graphic effects
switch costume to scratch variable box orange
if touching mouse-pointer ? and mouse down? and ready = 1 then
set brightness effect to 20
wait until not mouse down?
start sound Squish Pop
Check for right answer on 1
broadcast Clear all data

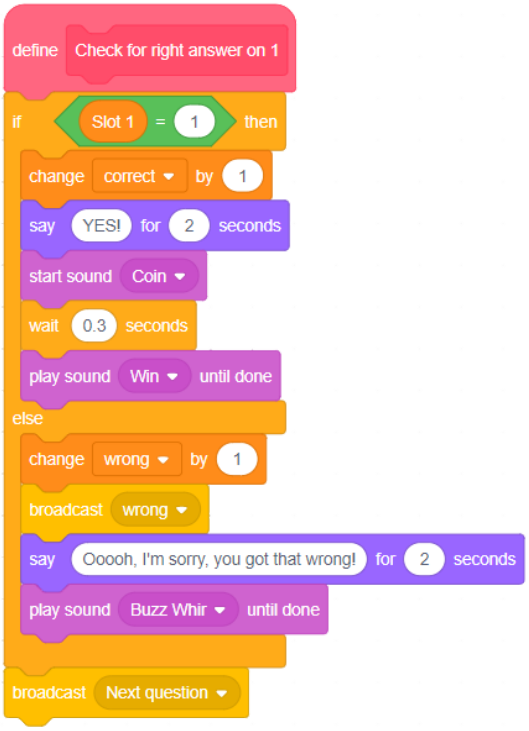
define Check for right answer on 1
if Slot 1 = 1 then
change correct by 1
say YES! for 2 seconds
start sound Coin
wait 0.3 seconds
play sound Win until done
else
change wrong by 1
broadcast wrong
say Ooooh, I'm sorry, you got that wrong! for 2 seconds
play sound Buzz Whir until done
broadcast Next question